






## TOOLS

<p><b>1. The School website</b>  <a href="https://www.cpga-brizeux.fr/wordpress/pcsi/anglais-pcsi-2425/wednesday-3rd-september-2024.html">https://www.cpga-brizeux.fr/wordpress/pcsi/anglais-pcsi-2425/wednesday-3rd-september-2024.html</a>          → To know what you have to do for the next lesson          → To know what you have to catch up with if you happened to be absent</p>	
<p><b>2. Your binder with 12 sections :</b></p> <ul style="list-style-type: none"> <li>- Assessments</li> <li>- In the News</li> <li>- Grammar &amp; Vocabulary (handouts)</li> <li>- Methodology</li> <li>- Translation</li> <li>- Unit 1</li> <li>- Unit 2</li> <li>- Unit 3</li> <li>- Unit 4</li> <li>- Unit 5</li> <li>- Unit 6</li> <li>- Unit 7</li> </ul>	
<p><b>3. A notebook (17x22 cm; 96 pages):</b>          → write your name on the first page.          → divide your notebook into two sections:  <u>Section 1:</u> English practice. Use this section for written work you do in class.  <u>Section 2:</u> Vocabulary: whenever you read / listen / speak in English and discover a new word / idiom: jot it down here.</p>	
<p><b>4. The Translation Booklet</b></p> <ul style="list-style-type: none"> <li>→ To practise translating</li> <li>→ To enrich your vocabulary</li> <li>→ To practise grammar in context</li> </ul>	
<p><b>5. The English Grammar Booklet</b>          → To revise the basics of English grammar</p>	

<p><b>6. The Exercise book: <i>English Grammar in Use</i>, Raymond Murphy, 5<sup>th</sup> Edition, <u>With answers</u>.</b> ISBN 978-1-108-45768-2</p> <p>→ To practise what you have revised in the English Grammar Booklet</p>	
<p><b>7. The General Knowledge Padlet</b> <a href="https://padlet.com/annaick_christien/general-knowledge-nimo2l5trhh3vwxw3">https://padlet.com/annaick_christien/general-knowledge-nimo2l5trhh3vwxw3</a></p> <p>→ To enrich your trivia → To practise reading and listening in English</p>	
<p><b>8. The Pronunciation Padlet</b> <a href="https://padlet.com/annaick_christien/pronunciation-i3dq34e1olwn">https://padlet.com/annaick_christien/pronunciation-i3dq34e1olwn</a></p> <p>→ To practise your intonation → To practise your sentence stress</p>	
<p><b>9. The Mock Oral Exam Booklet</b> <a href="https://padlet.com/annaick_christien/2024-2025-mock-oral-exams-in-pcsi-l0y7v9mxcid4">https://padlet.com/annaick_christien/2024-2025-mock-oral-exams-in-pcsi-l0y7v9mxcid4</a></p> <p>→ To understand what is expected from you → To prepare your MOEs → To work on the examiners' reports</p>	
<p><b>10. The Mock Oral Exam Padlet</b></p> <p>→ To know what the MOE is about each fortnight → To get the document to be studied (candidate 1) → To practise on documents (candidate 2 and 3)</p>	